



# JUNO

## RGBW WALLWASHER WIRELESS DMX / BATTERY POWERED

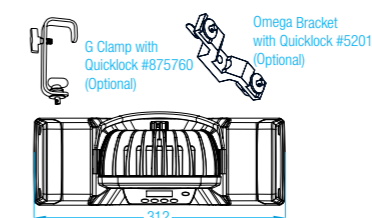
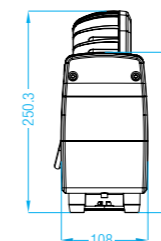
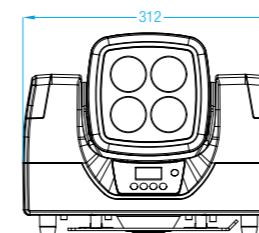
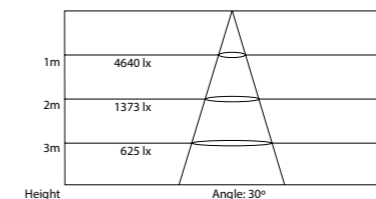
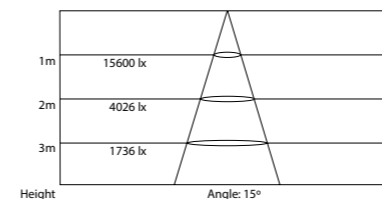


The CLF Juno is a battery powered RGBW LED luminaire for in and outdoor use. Besides the rechargeable lithium battery, the Wireless Solution W-DMX™ receiver allows complete stand-alone use without the need to run cables, which reduces set-up time radically.

The operating time is around 8 to 12 hours on a full battery. Manual operation of the tilt and zoom (15°-30°) function makes the Juno perfectly suitable for illuminating objects like walls and pillars at high end rental projects and corporate events. Specially selected, high quality CREE LEDs provide deep and intense colors through a unique lens which provide an outstanding color mixing.

Besides DMX control, the Juno comes with pre-programmed macros and can be controlled manually. All controls can be found in the menu of the on-board OLED display which also shows battery, wireless and DMX status. It is also possible to connect the Juno through Neutrik® powerCON and 5-pin DMX connectors for regular cable use. When operating with PowerCON, the Juno also charges automatically. 6 Juno's are delivered with a well-thought-out flightcase which is equipped with an intelligent charging system. The system is connected through one power cable and is provided with indication lights.

- 15° TO 30° BEAM ANGLE, MANUAL ZOOM
- CHARGE VIA CONNECTION ON THE BOTTOM AND/OR POWERCON
- WATERPROOF (IP65) HOUSING
- SOLID HOUSING
- CONVECTION COOLING
- LITHIUM BATTERY



### FACTSHEET

|                      |                             |
|----------------------|-----------------------------|
| DMX channels         | 4, 6, 10, HSV, HSI Channels |
| Beam angle           | 15 - 30° (manual zoom)      |
| Power supply         | 100 - 240 VAC               |
| Power consumption    | Max. 50 Watt                |
| Cooling              | Convection / no fan         |
| DMX connection       | 5p XLR in & out             |
| Dimensions           | 312 x 108 x 250 mm (lxxwxh) |
| Weight               | 5,5 Kg                      |
| Certification        | CE, RoHS                    |
| Item number          | 156500                      |
| Included items       | Power cable                 |
| IP rating            | IP65                        |
| Optional accessories | Flightcase, Omega Bracket   |